



YAMAHA SNOSCOOT AND ARCTIC CAT ZR 200 ADJUSTABLE MAIN JET SERVICE BULLITEN



GOOD O-RING



DAMAGED O-RING

Problem: Installed new Adjustable Main Jet #AMJ200A and engine will idle but not rev up.


Cause: O-ring is not installed correctly in nozzle area (see picture), which will block off fuel to the main jet.

Repair: Using push pin tool supplied in the kit, install the extra O-ring that was supplied in the kit correctly. Lubing the O-ring will allow it to slip when tightening the AMJ nut.

YAMAHA SNOSCOOT AND ARCTIC CAT ZR 200 ADJUSTABLE MAIN JET INSTRUCTIONS



REVISED 8/14/2017

(CARBURETOR WILL HAVE TO BE REMOVED FROM ENGINE TO INSTALL ADJUSTABLE MAIN JET)



REMOVE STOCK MAIN JET, IT WILL NOT BE USED

NOZZLE
SUPPLIED O-RING
SUPPLIED O-RING
INSTALLATION TOOL
(MAKE SURE O-RING IS FULLY SEATED AGAINST NOZZLE WHEN PUSHING INTO CARBURETOR)



SUPPLIED O-RING SIZE# .007

***TIP: JET NEEDLE STARTING ADJUSTMENT 1 ½ TURNS OUT FROM SEAT**

*****PLEASE NOTE*****

Manufacturer and distributor specifically disclaim all responsibility for consequential and incidental damages or any other losses arising from the use of this product. Any dispute arising out of the use of this product must be settled in Linn County, Iowa under Iowa law.
